



PANEL VIEW



BACKSIDE VIEW



LOCKING SYSTEM



MAT PROFILE



DETAIL VIEWS



FRONT - REALLEAF® PANEL CLOSEUP

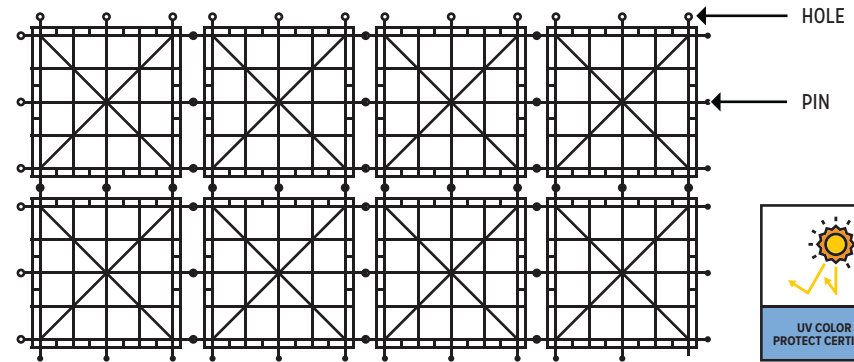
FENCESCREEN MATERIAL SPECIFICATIONS

MATERIAL COMPOSITION: LOW DENSITY POLYETHYLENE (LDPE)

PROPERTIES

RESULTS

Density	.957
Minimum Temp.	-76° F
Maximum Temp.	250° F
Panel Size	20" x 40"
Panels Per Box	5
Average Coverage Per Box	28 square feet
Shade Percentage	90%
Backing Thickness	1/8"
Mat Thickness	4"



BACK - GRID BACKING SYSTEM - (1) 20" X 40" PANEL

**1200
SERIES**

NatraHedge®
ARTIFICIAL MAUI LIVING WALL

fenceScreen

DRAWING # 1200-MAUI-LIVINGWALL

888-313-6313
WWW.FENCESCREEN.COM